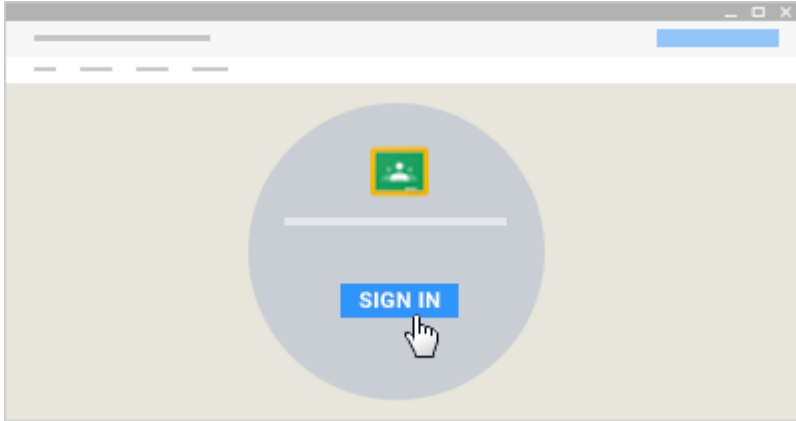
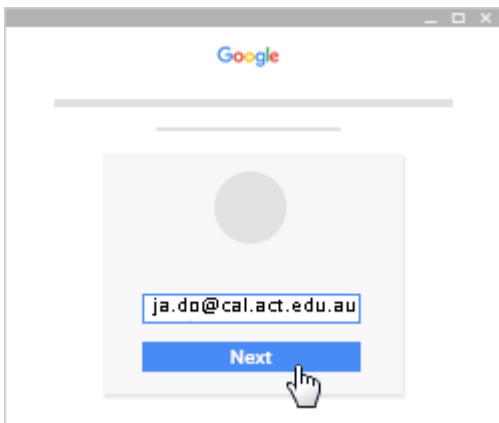


How to sign in for the first time¹

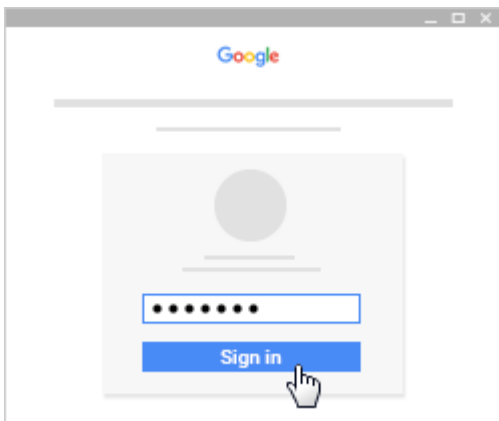
1. Go to classroom.google.com and click **Sign In**.



2. Enter your CAL email address (in the style of *firstname.surname@cal.act.edu.au*) and click **Next**.

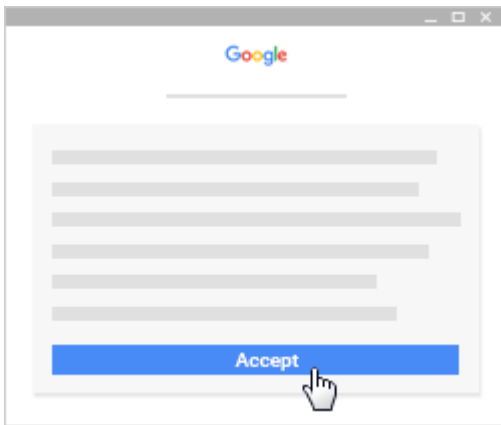


3. Enter your password and click **Sign in**.




4. If there is a welcome message, read it and click **Accept**.

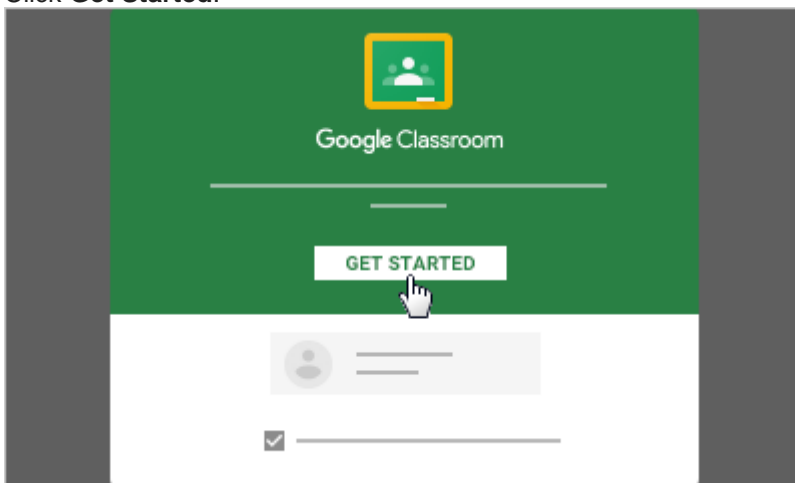
¹ Sign-in guide based on https://support.google.com/edu/classroom/answer/6072460?hl=en&ref_topic=6160738



5. To access your G Suite for Education account, Select **I'm A Student**.



6. Click **Get Started**.



How to join a class as a student²

To use Classroom, you need to sign in on your computer or mobile device and then join classes. Then, you can get work from your teacher and communicate with your classmates. When you join a class on one device, you're enrolled in that class on all devices.

How to join a class

You have 2 ways to join a class:

- **Join a class with a class code**—If your teacher gives you a class code, use this code to add yourself to the class. Your teacher might give you the code while you're in class or email it to you.
- **Accept an invitation from your teacher**—If your teacher sends you an invitation, you'll see **Join** on the class card on your Classroom homepage.

Forgot or lost the class code? Code won't work?

If you deleted, lost, or forgot the class code before joining a class, ask your teacher to resend the code or set a new one. If the code isn't working, ask your teacher for help.

Note: You only use the class code once to join the class. You are then enrolled in the class, and you don't need to re-use the code again.

Join a class

[COMPUTER](#) [ANDROID](#) [IPHONE & IPAD](#)

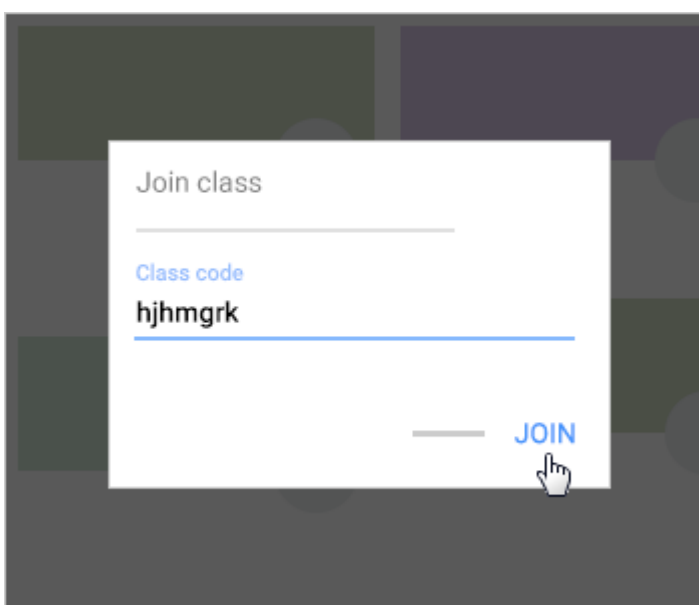
You must be signed in to Classroom before you can join a class. Unsure if you're signed in? See the guide in the previous section, "How to sign in for the first time".

Join a class with a class code

1. Go to classroom.google.com.
2. At the top, click Add **+** **>** **Join class**.

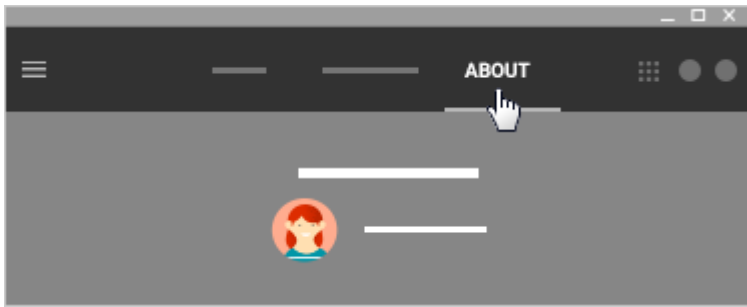


3. Enter the class code your teacher gave you and click **Join**.
A class code consists of 6 or 7 letters or numbers. For example, **hjhmgrk** or **g5gdp1**.



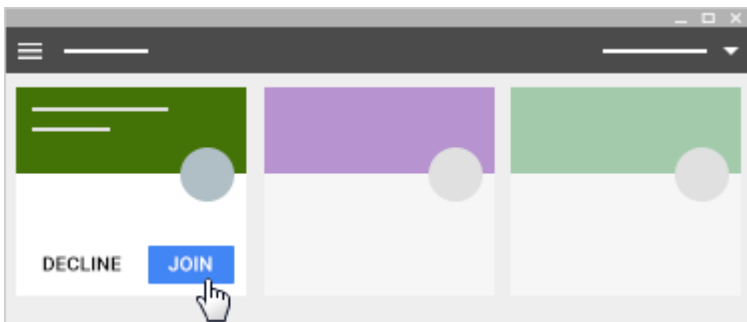
² Join class guide based on <https://support.google.com/edu/classroom/answer/6020297>

- (Optional) To see if your teacher included a class overview, at the top, click **About**.

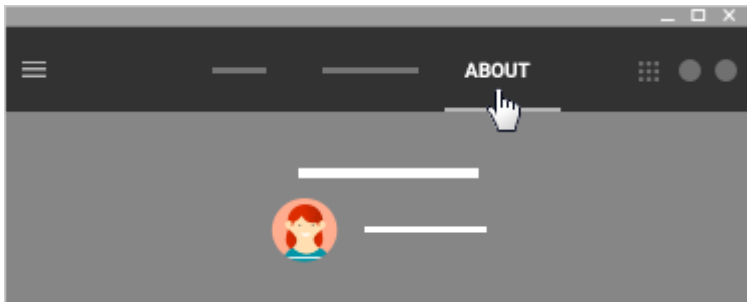


Accept an invitation from your teacher

- Go to classroom.google.com.
- On the class card, click **Join**.



- (Optional) To see if your teacher included a class overview, at the top, click **About**.



Note: Only your teacher can change the class image. However, you can change your Classroom profile photo. For details, see [Change your profile photo](#).